
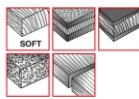


SPECIFICATII TEHNICE

PENTRU PRINCIPALELE PANZE DE PENDULAR

M.P.S.

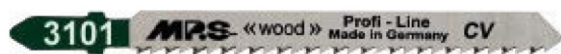
3101



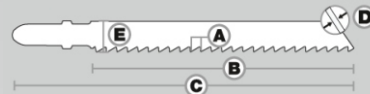
AEG 254061
Bosch T101B
Metabo 23634
Milwaukee
48-42-2540

TOP

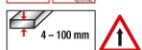
A = 2,5 mm · 10 t.p.i. B = 75 mm · 2.953" C = 100 mm · 3.937" D = 1,45 mm · 0.057" E = 8 mm · 0.315"



- taiere fina in PAL, lemn dur, lemn moale, placaj, plastic
- dinti in sus, grosime de taiere 3-30 mm



3101-L



A = 2,5 mm · 10 t.p.i. B = 110 mm · 4.331" C = 132 mm · 5.197" D = 1,45 mm · 0.057" E = 8 mm · 0.315"



- taiere fina in PAL, lemn dur, lemn moale, placaj, plastic
- dinti in sus, grosime de taiere 3-100 mm

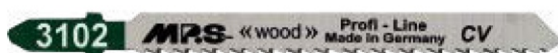
3102



Bosch T101BR
Lenox CF 450 SR
Metabo 23650
Milwaukee
48-42-5540


TOP

A = 2,5 mm · 10 t.p.i. B = 75 mm · 2.953" C = 100 mm · 3.937" D = 1,45 mm · 0.057" E = 8 mm · 0.315"



- taiere fina in PAL, lemn dur, lemn moale, placaj, plastic
- dinti in jos, grosime de taiere 3-30 mm

3104



AEG 213116
Bosch T114D
Metabo 23633
Milwaukee
48-42-5421


TOP

A = 4 mm · 6 t.p.i. B = 75 mm · 2.953" C = 100 mm · 3.937" D = 1,25 mm · 0.049" E = 8 mm · 0.315"



- taiere rapida, curata in lemn dur, lemn moale, placi laminate, plastic
- dinti in sus, grosime de taiere 5-50 mm

3106



Bosch T111C
Metabo 23632

TOP

A = 3 mm · 8 t.p.i. B = 75 mm · 2.953" C = 100 mm · 3.937" D = 1,25 mm · 0.049" E = 8 mm · 0.315"



- taiere rapida, grosiera in lemn dur, lemn moale, plastic
- dinti in sus, grosime de taiere 4-50 mm

3106-L




A = 4 mm · 6 t.p.i. B = 110 mm · 4.331" C = 132 mm · 5.197" D = 1,25 mm · 0.049" E = 8 mm · 0.315"



- taiere rapida, grosiera in lemn dur, lemn moale, plastic, varianta lunga
- dinti in sus, grosime de taiere 6-100 mm

3113



AEG 254064
Bosch T118B
Metabo 23638
Milwaukee
48-42-5101

TOP

A = 2 mm · 12 t.p.i. B = 50 mm · 1.969" C = 75 mm · 2.953" D = 1,00 mm · 0.039" E = 8,00 mm · 0.315"



- ideal pentru taierea materialelor groase, taiere dreapta in Metale, Metale neferoase, Aluminiu;
- grosime de taiere 2.5-6.0 mm

3115-F



Bosch T318BF
Lenox 518S
Milwaukee
48-42-5192

TOP

A = 2 mm · 12 t.p.i. B = 110 mm · 4.331" C = 132 mm · 5.197" D = 1,00 mm · 0.039" E = 8,00 mm · 0.315"



- ideal pentru taierea panourilor sandwich, taiere dreapta in Metale, Metale neferoase, Aluminiu;
- grosime de taiere 2.5-6.0 mm

3124

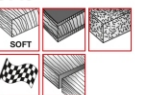


A = KORAN mm · GRIT t.p.i. B = 75 mm · 2.953" C = 100 mm · 3.937" D = 1,45 mm · 0.057"



- ideal pentru taierea placilor ceramice: gresie, faianta, sticla

3145



A = 3 mm · 8 t.p.i. B = 75 mm · 2.953" C = 100 mm · 3.937" D = 1,45 mm · 0.057" E = 8 mm · 0.315"




- taiere rapida fara aschiere in Pal, lemn dur, lemn moale, placaj, plastic
- dinti orizontali, grosime de taiere 6-60 mm

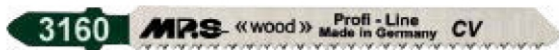
www.victor-csv.ro

3160

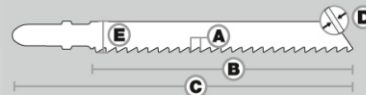
A = 2 mm · 12 t.p.i. B = 75 mm · 2.953" C = 100 mm · 3.937" D = 1,45 mm · 0.057" E = 8 mm · 0.315"



TOP

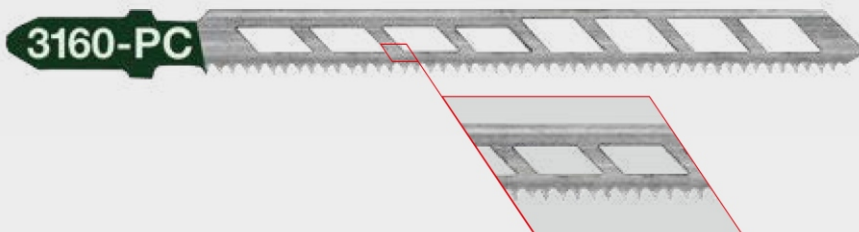



- taiere fina in lemn dur, lemn moale, placaj, plastic
- dinti orizontali, grosime de taiere 3-60 mm



3160-PC

A = 2 mm · 12 t.p.i. B = 75 mm · 2.953" C = 100 mm · 3.937" D = 1,45 mm · 0.057" E = 8 mm · 0.315"



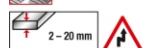
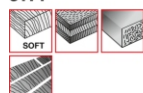
TOP

- taiere fina in lemn dur, lemn moale, placaj, OSB, MDF, parchet laminat, parchet stratificat, plastic
- dinti orizontali, grosime de taiere 3-60 mm

3171

Bosch T101A0
Lenox CF 320 SG
Metabo 23651

A = 1,3 mm · 20 t.p.i. B = 50 mm · 1.969" C = 75 mm · 2.953" D = 1,25 mm · 0.049" E = 8 mm · 0.315"



TOP

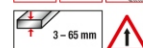



- taiere fina curbata in PAL, lemn dur, lemn moale, placaj, plastic
- dinti orizontali, grosime de taiere 2-20 mm

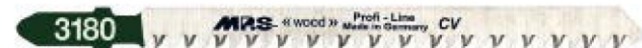
3180

Bosch T234X
Metabo 23675

A = 2,5-3,2 mm · 8-10 t.p.i. B = 90 mm · 3.543" C = 115 mm · 4.528" D = 1,45 mm · 0.057" E = 8 mm · 0.315"



**PROGRESSIV
TOP**

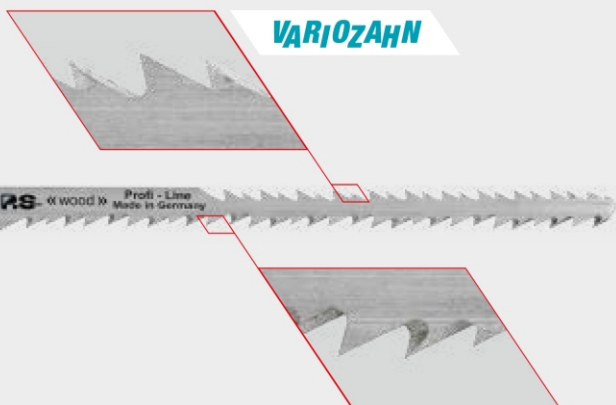
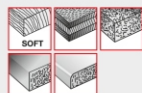


- taiere precisa fara aschiere in lemn dur, lemn moale, placi laminate, placaj
- dinti orizontali, progresiv, grosime de taiere 3-65 mm

3182

Doppelseitig
verzahnt
teeth on both
sides

A = 2,2-3,2 mm · 8-11 t.p.i. B = 95 mm · 3.740" C = 115 mm · 4.528" D = 1,45 mm · 0.057" E = 8 mm · 0.315"




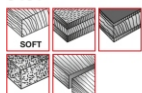
TOP

- taiere curbata in lemn dur, lemn moale, MDF, placi laminate, OSB, placaj
- grosime de taiere 3-80 mm

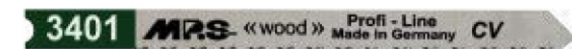
3401

Black&Decker A
2201/5035

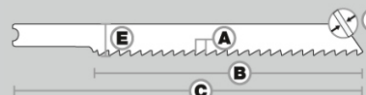
A = 2,5 mm · 10 t.p.i. B = 75 mm · 2.953" C = 100 mm · 3.937" D = 1,45 mm · 0.057" E = 8 mm · 0.315"



TOP





- taiere fina in Pal, lemn dur, lemn moale, placaj, plastic
- dinti in sus, grosime de taiere 3-30 mm

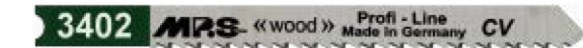


3402

A = 2,5 mm · 10 t.p.i. B = 75 mm · 2.953" C = 100 mm · 3.937" D = 1,45 mm · 0.057" E = 8 mm · 0.315"



TOP



- taiere fina in Pal, lemn dur, lemn moale, placaj, plastic
- dinti in jos, grosime de taiere 3-30 mm

3406

Black&Decker
A2206/5043

A = 3 mm · 8 t.p.i. B = 75 mm · 2.953" C = 100 mm · 3.937" D = 1,25 mm · 0.049" E = 8 mm · 0.315"



TOP



- taiere rapida, grosiera in lemn dur, lemn moale, placaj, plastic
- dinti in sus, grosime de taiere 4-50 mm

www.victor-csv.ro